


CI-600A SERIES | Weighing Controller

TOTAL WEIGHING SOLUTION™

INDUSTRIAL WEIGHING SOLUTION™



High weighing performance

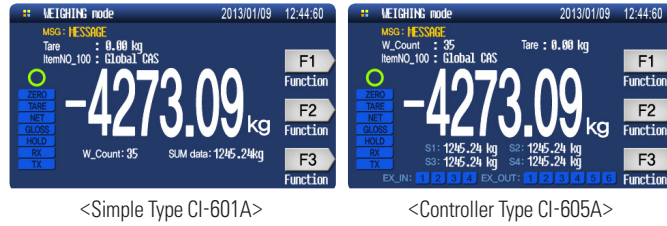


User-friendly interface



USB data backup

Graphic User Interface (GUI)



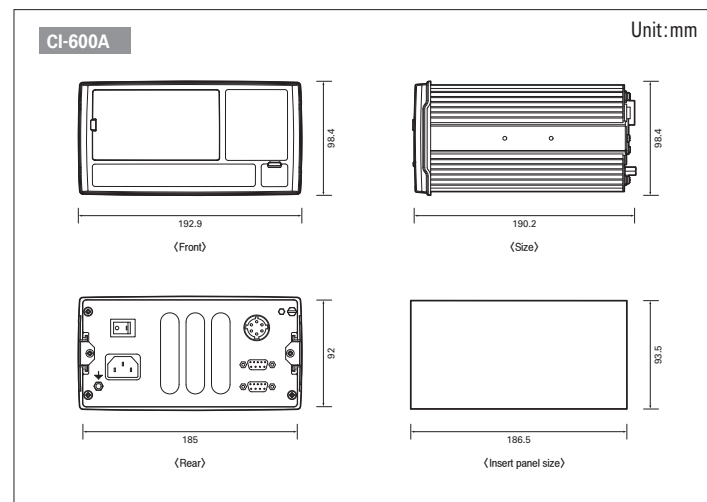
<Simple Type CI-601A>

<Controller Type CI-605A>

SPECIFICATIONS

Model	CI-601A	CI-605A
Load cell excitation voltage	DC 5V	
Load cell connection	10 EA (350Ω)	
Load cell input range	- 2.0 mV/V ~ 3.0 mV/V	
Input Sensitivity	0.5 μV/D (Approval), 0.3 μV/D (NonApproval)	
A/D Internal resolution	1/520,000	
A/D Display resolution	1/10,000 (OIML/NTEP/KS), 1/20,000 (Non approval)	
A/D Conversion speed	200 time/sec	
A/D conversion method	Sigma-delta	
Display	4.3" TFT Color LCD	
Key	Numeric Key 10, Function Key 9	
Interface	Standard	RS232 (COM1, COM2)
	Option	RS422, RS485, Analog_out /BCD_out
External I/O	-	Input 4/Output 6
Power	AC	AC 100 ~ 240V 50/60Hz
Operating Temp	-10°C ~ 40°C	
Approval	OIML, CE	
Dimensions (W x D x H) mm	192.9 x 190.2 x 98.4	
Weight (kg)	1.5	

DIMENSIONS



FEATURES

- High A/D conversion speed (200 times/sec)
- High display resolution 1/10,000
- User-friendly interface (4.3" Full Graphic TFT LCD)
- Shielded against electrical noise (RFI & EMI)
- Storing 100 items' informatio
- USB data backup
- Self-hardware test function
- Weight Back-up
- PC software to manage indicator
- Various communication interfaces

OPTION

- Analog Out Card (V-out (0~10 V)/I-out (4~20 mA))
- RS485/RS422
- BCD Out Card
- Printer
- Remote display

CI-600A SERIES

Weighing Controller

CI-600A series offers fast and accurate weighing and easy operating system via High-performance A/D converter and user-friendly graphic interface. Suitable for a wide variety of applications from general platform scales to advanced weighing equipment such as Truck Scales, Hopper Scales, Packer Scales and Checker Scales



CAS BLDG., # 440-1, SUNGNAE-DONG,
GANGDONG-GU, SEOUL, KOREA
TEL_ 82 2 2225 3500
FAX_ 82 2 475 4668

<http://www.globalcas.com>

Specifications are subject to change for improvement without prior notice.



CI-600A SERIES




Weighing Controller

Features

High weighing performance

High speed A/D conversion with excellent processing capabilities (200 times/sec) for fast response.
High display resolution of 1/10,000 for all input range.



Shielded against noise (RFI & EMI)

CI-600A series is shielded against noises such as RFI and EMI, offering supreme stability in rough environmental conditions.



Display protection cover

Protecting the display against foreign substances and external shocks.



Easy setup

Easy setup with parameter setup messages.



Various key function

CI-600A series offers numeric keys and 9 functions. Also, Users can setup 3 short-cut keys (F1, F2 and F3) with preferred or commonly used functions for greater ease of use.



User-friendly interface

Various setup messages and value, function icons and weighing information are easily viewed on 4.3" Full Graphic TFT LCD.

USB data backup


Backing up Weighing data through USB port.



Communication Interface


Various communication interfaces

2 RS232C ports are built in as a standard, also 3 communication cards can be used simultaneously.




Standardized communication card

Standardized communication card of Slot type can be easily changed and installed.



Terminal block

Easy to wire and connect with external Equipment such as remote display, printer and PLC via terminal block.



Application / Software

Various Application

Suitable for a wide variety of applications from general platform scales to advanced weighing equipment such as Truck Scales, Hopper Scales, Packer Scales and Checker Scales.



Compatibility with various printers

Compatible with Ticket printers and label printers.

PC Software

CI-600A PC software allows users to manage setup value and backup weighing data to PC.

